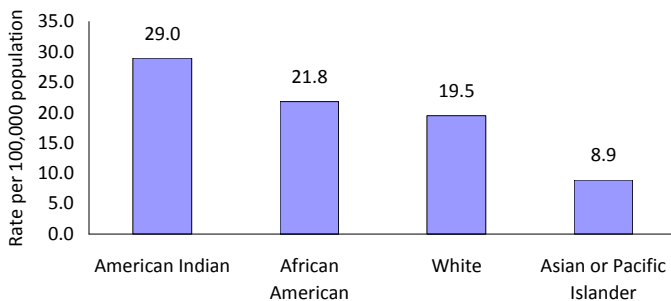


VIOLENT DEATHS AMONG AMERICAN INDIANS IN NORTH CAROLINA

The North Carolina Violent Death Reporting System (NC-VDRS) is a CDC-funded statewide surveillance system that collects detailed information on deaths that occur in North Carolina resulting from violence: homicide, suicide, unintentional firearm deaths, legal intervention and deaths for which intent could not be determined. NC-VDRS is a multi-source system that gathers information from death certificates, medical examiner reports and law enforcement reports. The goal of this system is to aid researchers, legislators, and community interest groups in the development of public health prevention strategies to reduce violent deaths. NC-VDRS began collecting data in January 2004. This document summarizes all deaths from violence among American Indian residents from 2004 to 2009.

Violent Death Rate by Race, 2004-2009



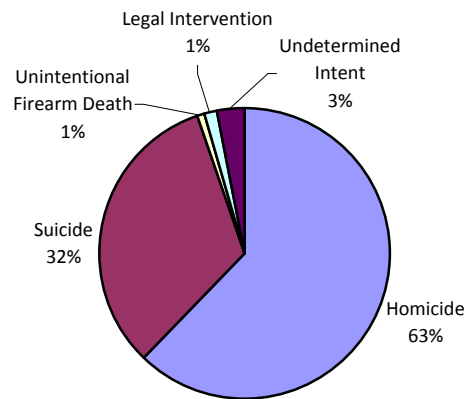
- In 2009, there were 122,425 American Indians living in North Carolina, accounting for 1.3 percent of the state's population.

- American Indians had the highest rate of violent death by race in North Carolina (29.0 per 100,000 population).

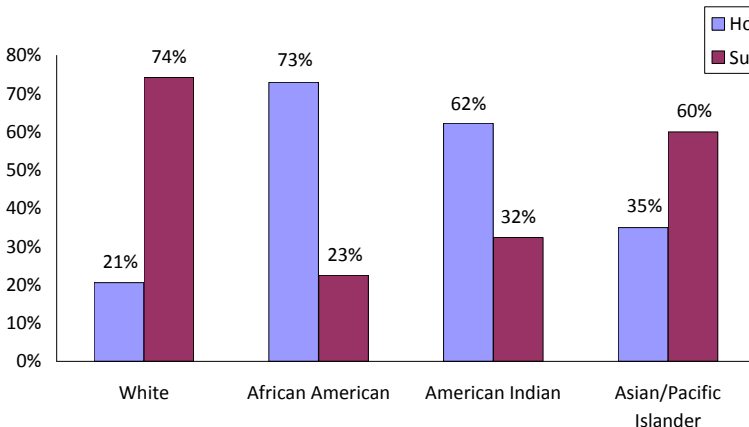
- Between 2004 and 2009, 204 American Indian residents died by violence.

- There were 127 homicides (62%), 66 suicides (32%), two unintentional firearm deaths (<1%), three deaths from legal interventions (1%) and six deaths of undetermined intent (3%).

Manner of Death: NC-VDRS, 2004-2009



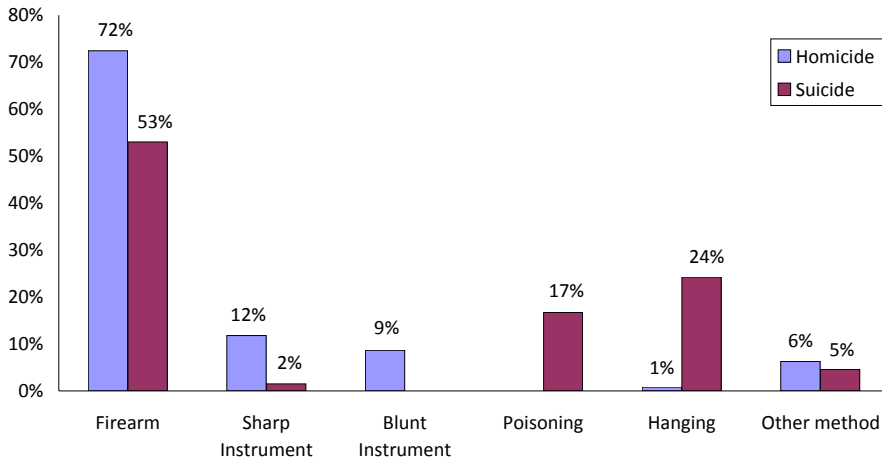
Manner of Death by Race: NC-VDRS, 2004-2009



- Homicide accounted for 62 percent of violent deaths among American Indians from 2004-2009, and suicide accounted for 32 percent of violent deaths.

- In contrast, 21 percent of whites were homicide victims and 74 percent were suicide victims.

Method of Death: NC-VDRS, 2004-2009



*Other includes fire/burns, unarmed assault, falls, and other methods of death.

- The majority of homicides (72%) and suicides (53%) were committed using firearms.

- The second most common method of homicide was sharp instruments (12%).

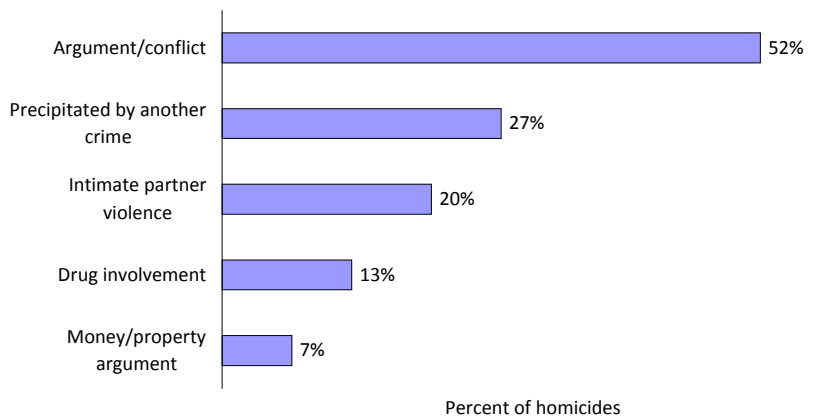
- The second most common method of suicide was hanging (24%).

- Of all homicides among American Indians from 2004 to 2009, over half (59%) involved an argument or conflict. Seven percent involved an argument about money or property.

- Another serious crime, such as robbery or drug trafficking, precipitated 27 percent of homicides among American Indians.

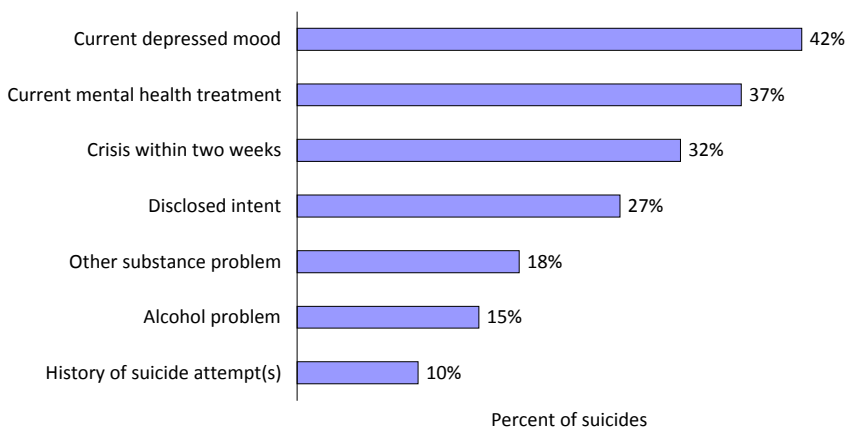
- Twenty percent of homicides were related to intimate partner violence.

Homicide Circumstances* Among American Indians, 2004-2009



*Among those with reported circumstance information.

Suicide Circumstances* Among American Indians, 2004-2009



*Among those with reported circumstance information.

- Among American Indian suicide victims, 42 percent were characterized as being depressed.

- Thirty-two percent of victims had experienced or were facing an imminent crisis within two weeks of the suicide.

- About one-third of suicide victims experienced problems with alcohol abuse (15%) or abuse of other substances (18%).



The North Carolina Violent Death Reporting System is supported by Cooperative Agreement 5U17/CE423098-09 from the Centers for Disease Control and Prevention (CDC).



N.C. Division of Public Health / www.publichealth.nc.gov / Injury Epidemiology & Surveillance Unit/ 919-707-5425
 N.C. Violent Death Reporting System / 919-707-5432
 State of North Carolina / Department of Health and Human Services / www.ncdhhs.gov
 N.C. DHHS is an equal opportunity employer and provider. 2009 FINAL DATA 7/12

